

## Renewal of Table Tennis England/Table Tennis 365 Subscriptions

Following the well-publicised arguments between Table Tennis England (TTE) and Table Tennis 365 (TT365), the arrangements for registering as a player is more complicated. This is because it will be necessary to register with both organisations to be able to play.

The TT365 registration/subscription is to allow Bury to continue to use TT365 for another year whilst the TTE application is fully developed. The TTE subscription is necessary to be affiliated to Table Tennis England, the national governing body for Table Tennis. The double registration/subscription process is likely to be for this year (2019/2020) only.

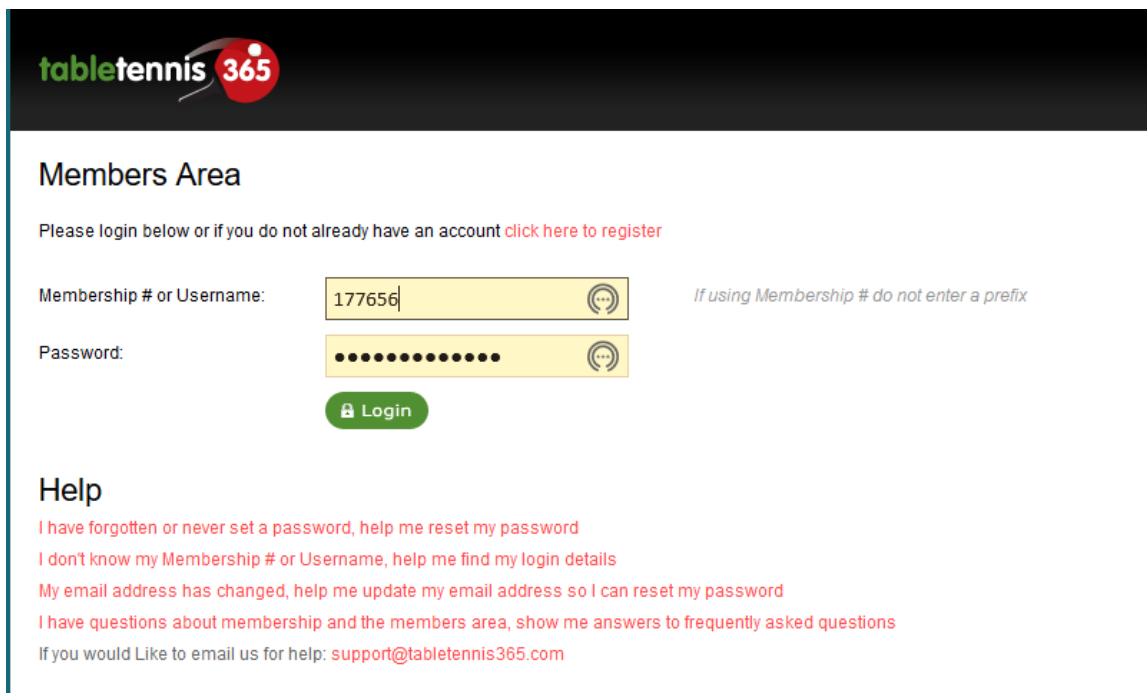
Below are some brief instructions on how to renew;

### 1. Table Tennis 365

1.1. The link to renew your membership is;

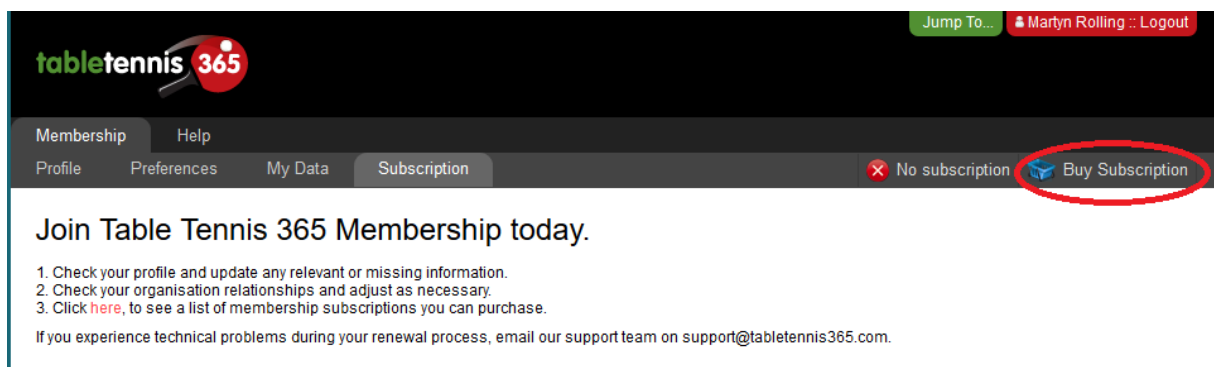
<https://www.tabletennis365.com/Subscriptions/Membership/Subscription/>

This will take you to the following page:

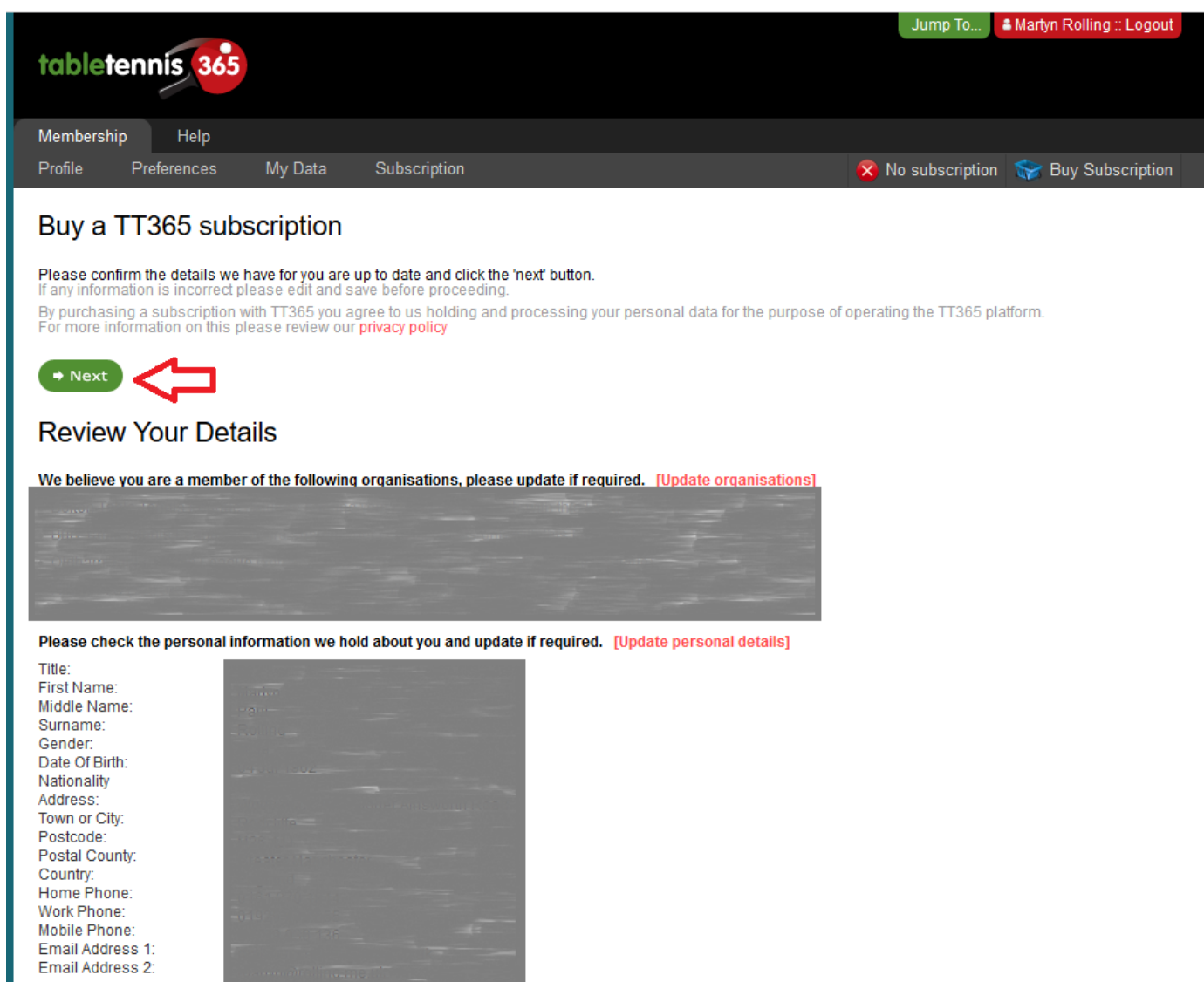


The screenshot shows the 'Members Area' login page for Table Tennis 365. At the top left is the logo 'tabletennis 365'. Below the logo, the text 'Members Area' is displayed. A message reads: 'Please login below or if you do not already have an account [click here to register](#)'. There are two input fields: 'Membership # or Username:' with the value '177656' and 'Password:' with masked characters. To the right of the first field is the text 'If using Membership # do not enter a prefix'. Below the input fields is a green 'Login' button. Underneath the login section is a 'Help' section with four links: 'I have forgotten or never set a password, help me reset my password', 'I don't know my Membership # or Username, help me find my login details', 'My email address has changed, help me update my email address so I can reset my password', and 'I have questions about membership and the members area, show me answers to frequently asked questions'. At the bottom of the help section, it says 'If you would Like to email us for help: [support@tabletennis365.com](mailto:support@tabletennis365.com)'.

1.2. Use the same username/password from last year, and you should then be taken to the "Subscription" tab...



1.3. Click on the “Buy Subscription” link .....



1.4. On the next page, check the details (hidden by the grey boxes in the screenshots), and if any details need to be amended, use the red “Update” buttons. Once you have reviewed the information click on the green “Next” button.

**tabletennis 365**

Membership Help  
Profile Preferences My Data Subscription

## Membership Selection

Please select the membership type you wish to purchase.

Pay attention to the valid from and expiry date to ensure you select the correct type.

We automatically select the correct subscription based on your date of birth.

If you believe we have selected an incorrect age group, please ensure your date of birth is correct on your profile.

← Back → Next

## Membership Types

**Season: 2019/20 (Current)**

Senior Subscription (2019/20)  
Required for seniors to play in TT365 leagues  
Valid From: 01/08/2019  
Expires: 31/07/2020  
£7.00

- 1.5. After a couple more screens, you will be taken to the payments dialog where you can pay using a Debit or Credit card. Having completed the details and submitted you should receive a confirmation that the transaction has been successful...

**tabletennis 365**

Jump To... Martyn Rolling :: Logout

Membership Help  
Profile Preferences My Data Subscription

Senior Subscription Buy Subscription

## Successfully Completed Transaction

Your payment to Table Tennis 365 Membership was successful.

[Take me to my profile](#)

## 2. Table Tennis England

- 2.1. To be able to access the new Subscription manager for Table Tennis England, you will probably have to recover your account first. (This is because last year it was managed via the TT365 website, whereas it is now managed via the new provider – Sports80)
- 2.2. I have not written details on how to renew as there are links to help documents and videos on their website. To access the registration pages use the following link;

<https://tabletennisengland.co.uk/membership/register-or-renew/player-membership/>

Below is a screenshot of that page;

The screenshot shows the Table Tennis England website's Player Membership page. The page features a navigation bar with links for Home, News, Shop, Jobs, Contact, and a search bar. Below the navigation bar, there are several menu items: Our Sport, Membership, Compete, Coach, Clubs & Schools, Team England, and Programmes. The main content area is titled "Player Membership" and includes a sub-header "Who is it for?", a "Cost" section, a "Register / Renew" section, a "User help guide:", and a "Video helper" section. The "User help guide:" section contains two video thumbnails: "Purchasing your first Table Tennis England membership" and "Renewing your Table Tennis England membership".

Callout boxes on the right side of the screenshot provide additional instructions:

- Click here if you have already recovered your account (pointing to the "Click here to log in to the membership portal" button)
- If you have never used the new TTE Membership, click here (pointing to the "Register or renew online" button)
- Here is a link to a help document on how to renew. (pointing to the "User help guide:" section)
- Finally, here is a video with guidance on how to renew (pointing to the "Renewing your Table Tennis England membership" video thumbnail)